



CBI MAST BLOCK OWNER'S MANUAL

Attachment Information

Model Number: _____

Description: _____

Part Number: _____

Date Shipped: _____

Forklift Information

Model Number: _____

Capacity: _____

Mounting Class: _____

Safety:

- Inspect for damage before use.
- Always engage emergency brake while using safety stands.
- When placing mast blocks, keep hands and feet free from dangerous positions and pinch points.
- Do not use the blocks for any other purpose than indicated.
- Make sure mast blocks are oriented properly with the ribbed rubber up, and the handles out of the way. Improper positioning can compromise stability.

Preventative Maintenance

CBI Safety products have been constructed to require very little attention. But there are some measures which can be taken to ensure the long life of your CBI Equipment. Perform these tasks before each use.

- Visual inspection for cracked welds
- Check for damage from previous use.
- Store unit out of the elements.

Warranty:

CBI mast blocks are warranted for 30 days. Products are guaranteed to be free from defects in material and workmanship and that, if the equipment or any part thereof is returned to an authorized dealer, transportation charges prepaid, and, if examination discloses to its satisfaction that the said equipment, part or parts has been defective in workmanship or material, CBI will deliver to purchaser without charge, transportation prepaid, parts of first class workmanship and material in exchange for any parts so found to be defective and its obligation is limited to said exchange. CBI shall not be liable for any repairs or alterations except those made with its written consent and shall not be liable for damages from delay or loss of use or for other indirect or consequential damages, losses or expenses of any kind. It is specifically agreed that the liability of CBI under all guarantees, either express or implied, is strictly limited to those terms as hereinbefore provided.

Repairs and required maintenance:

Attachments should not be disassembled without first consulting your authorized CBI Attachments dealer. Replacement parts are available, and are listed in the pages that follow.

Service and Support:

We are here to help. For information about parts, service, or a warranty claim, call 1-800-547-3131 or reach us through email at customerservice@cbimfg.com



CBI MAST BLOCK OWNER'S MANUAL

BEFORE USAGE

1. Plan ahead. Be sure you have plenty of space, and that the forklift will be out of the way before putting it on mast blocks
2. All national and regional safety standards must be followed. All required safety equipment is to be used when performing this action (e.g., safety gloves, boots, etc.).
3. Make sure the mast blocks are not damaged, bent, or cracked.
4. Engage parking brake and chalk wheels before lifting forklift

USAGE

1. Tilt forklift mast all the way back.
2. Position both mast blocks under each side of the mast.
3. The ribbed rubber side faces upward, and the block can be positioned 3 different ways for best fit.
4. Tilt the mast forward until the front tires begin to lift off of the ground.
5. Mast blocks can also be used for support under the body of the forklift as needed.

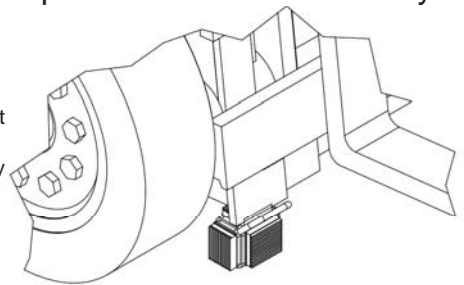
NOTES

1. Compliance with laws, regulations, codes, and non-voluntary standards enforced in the location where the attachment is used is exclusively the responsibility of the owner/end-user.
2. CBI is not liable for any injury or property damage that occurs as a result of failing to apply the instructions in this manual and information on product/forklift tags.

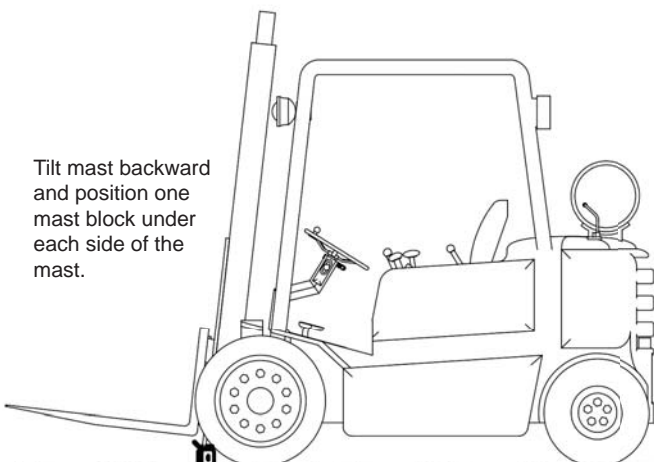
WARNINGS

1. Always use mast blocks in an area with a solid surface.
1. Always use the mast blocks in pairs. Single mast blocks do not provide a stable platform.
2. Never use the handle for load-bearing activities.
3. The ribbed rubber side faces upward, and the block can be positioned 3 different ways for best fit.

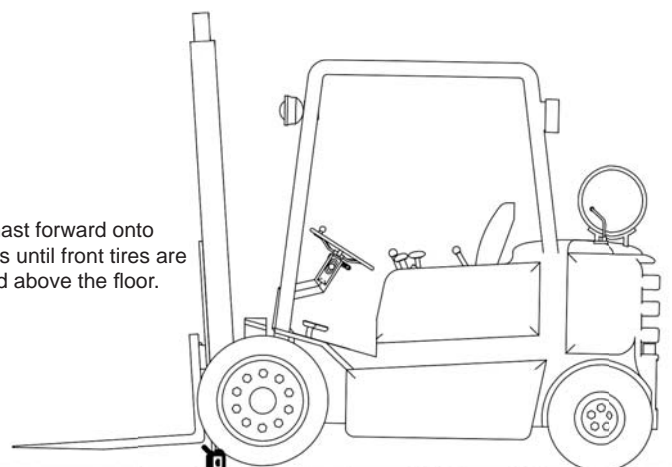
Ensure that mast block is rubber side up, squarely underneath the mast uprights.



Tilt mast backward and position one mast block under each side of the mast.



Tilt mast forward onto blocks until front tires are raised above the floor.



Ground Level