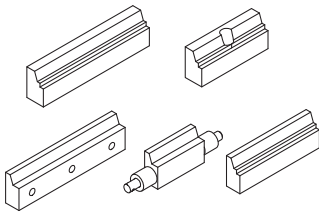


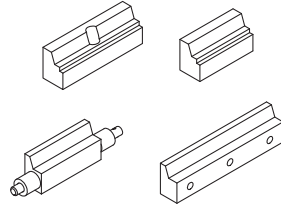


# CARRIAGE PRODUCTS

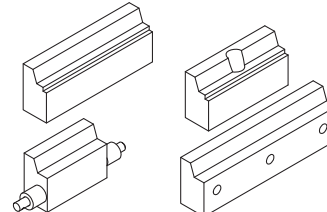
## ITA LUGS



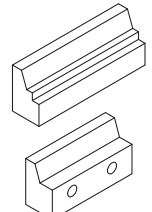
**Class II**



**Class III**



**Class IV**



**Class V**

### OVERVIEW

CBI ITA mounting lugs are made to be direct fit replacements for all lugs on CBI attachments, and may be used as replacements of most ITA attachments and forks.

All top lugs are manufactured with a weld groove for easy weld-on installation.

### FEATURES

- Quality alloy steel
- Quality Machining
- Built to ITA Specifications

### SPECIFICATIONS

Model Number	ITA Class	Description
MLT-2-5-B	II	5" Top Lug (W/O Holes)
MLT-2-6-B	II	6" Top Lug (W/O Holes)
MLT-2-8-B	II	8" Top Lug (W/O Holes)
MLT-2-5-H	II	5" Top Lug (With Holes)
MLT-2-6-H	II	6" Top Lug (With Holes)
MLT-2-8-H	II	8" Top Lug (With Holes)
MLB-2-3-B	II	3.5" Bottom Lug Weld On
MLB-2-6-B	II	6" Bottom Lug Weld On
MLB-2-3-H	II	3.5" Bottom Lug W/ bolt holes
MLB-2-6-H	II	6" Bottom Lug W/ bolt holes
MLLP-2	II	Locking Pin (Top Lug)

Model Number	ITA Class	Description
MLT-3-5-B	III	5" Top Lug (W/O Holes)
MLT-3-6-B	III	6" Top Lug (W/O Holes)
MLT-3-8-B	III	8" Top Lug (W/O Holes)
MLT-3-5-H	III	5" Top Lug (With Holes)
MLT-3-6-H	III	6" Top Lug (With Holes)
MLT-3-8-H	III	8" Top Lug (With Holes)
MLB-3-3-B	III	4.5" Bottom Lug Weld On
MLB-3-6-B	III	6" Bottom Lug Weld On
MLB-3-3-H	III	4.5" Bottom Lug W/ bolt holes
MLB-3-6-H	III	6" Bottom Lug W/ bolt holes
MLLP-3	III	Locking Pin (Top Lug)
MLT-4-5-B	IIII	5" Top Lug (W/O Holes)
MLT-4-6-B	IIII	6" Top Lug (W/O Holes)
MLT-4-8-B	IIII	8" Top Lug (W/O Holes)
MLT-4-5-H	IIII	5" Top Lug (With Holes)
MLT-4-6-H	IIII	6" Top Lug (With Holes)
MLT-4-8-H	IIII	8" Top Lug (With Holes)
MLB-4-4-B	IIII	4" Bottom Lug Weld On
MLB-4-6-B	IIII	6" Bottom Lug Weld On
MLB-4-4-H	IIII	4" Bottom Lug W/ bolt holes
MLB-4-6-H	IIII	6" Bottom Lug W/ bolt holes
MLLP-4	IV	Locking Pin (Top Lug)